

# Celebration™

Above Ground Pools

## Impress™

Experience the thrill...  
of Impress!



8' 12' 15' 18' 21' 24' 27'

12' x 23' 15' x 30' 18' x 33'

Oval pool with  
invisible supports



# Impress™


Experience the thrill... of Impress!

Dorado™ wall – 52" (1.32 m)




### Structure

- 7-inch multi-ribbed top ledge
- Two-toned ledge cover made from polypropylene resin
- Strong modern design and fully supportive uprights



### Yard Extender System

Our oval pools come with the Yard Extender System, a series of practically invisible lateral supports that you place in the ground



### Wall Joint


- Computer-designed wall joint ensures better resistance to water pressure
- Oversized bolts augment stability

### Corrugation

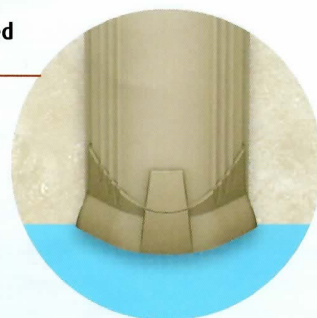
- A rippled finish lets the wall resist both water pressure and external shocks

### Pool-fit System

- Parts are pre-grooved for fast and easy installation of screws
- Unique design locks screws solidly in place for long-lasting structural integrity



### Bottom joiner plate with integrated base crown made from resin



### Protective Finishes

#### Zincguard™ 275 hot-dipped galvanized

Zinc coating on both sides of the steel for maximum protection against corrosion

#### Tru-Kote™

Undercoating process applied to the inner face for extra protection

#### Polyenamell™ Kote

Excellent tried-and-true finish for a long-lasting pool

#### Resin-Shield™


Textured resin coating applied to the outer face

#### Synpro™

Non-corrosive resin that contains UV stabilizers that protect against discoloration and chemicals

#### Pre-finished pool components

All metal parts are coated and finished before assembly for longer-lasting effects



- A Galvanization
- B Zincguard™ 275, 99.5% pure
- C Alkaline cleaned
- D Bonderized
- E Chromic rinse
- F Tru-Kote™
- G Resin-Shield™
- H Polyenamell™ Kote
- I Synpro™
- J Pre-finished quality steel core

### 40-year Warranty

2 years at 100% (38 years prorated)

### Water Safety

The purchase of an aboveground pool provides years of pleasure and fun, but it also involves water safety. Although we cannot supply a full-time lifeguard, we strongly recommend that you implement the following safety rules. These will help provide a pleasant atmosphere for you and your family.

- NEVER jump or dive in an aboveground pool.
- Maintain constant adult supervision when children are in or near any body of water.
- Read all of the safety, installation, and maintenance information contained in the instruction manual and Water Safety brochure before you start installing your pool.
- Ask your city about any specific rules and regulations that apply to aboveground pools.

- Follow the instruction manual and maintenance instructions.
- Never remove applied or posted safety stickers or signs from your pool or pool area.
- Barriers to prevent unsupervised access, especially by young children, should be built, installed and checked on a regular basis to ensure they are in good working order.
- Inspect your pool, barriers, alarms, and other related equipment on a regular basis in order to ensure they are in good working order and that they are safe.

The installation, maintenance and safety manual contains detailed tips and recommendations. They must be read, followed and applied on a regular basis, as they will prevent unnecessary accidents and will ensure many summers of pleasant, safe family fun.

### SWIM SAFELY AND STAY SAFE

The dimensions, weights, illustrations and other specifications are approximate. The company reserves the right to modify and/or discontinue without notification any feature in any pool model.

© Copyright 2009



MKG-88-6317/M3.11